


Cygnetic[®] by



Its functionality will assist the nurse with safe and easy blade attachment and removal whilst the simple disassembly for cleaning will be welcomed by the decontamination department.



Swann-Morton[®]
SHEFFIELD ENGLAND



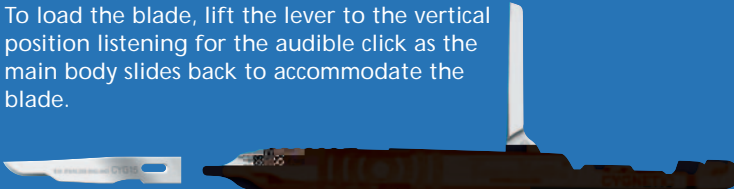
All medical devices comply with the Medical Device Directive, 93/42/EEC as referred by Part 2 of the Medical Devices Regulations, 2002. Annex II excluding section 4 (as modified by Part 2 of Schedule 26 to the Medical Devices Regulations 2002).



Scan this code for more product information

Swann-Morton®

To load the blade, lift the lever to the vertical position listening for the audible click as the main body slides back to accommodate the blade.




With the blade in place, push the lever back, listening for the audible click as it engages in the main body which slides back to lock the blade in position.



Simply reverse the previous operation and dispose of the used blade safely.




With the blade removed return the lever to the vertical position. Grip the handle tightly at the blade fitment end and at the same time push the lever forwards and downwards away from the body. The handle will now 'spring' open confirmed by an audible click, into 3 separate component parts which can be cleaned in the recommended manner.



To reassemble place the lever into the 'half moon' indentation, located on the graduated bottom section, identified with the Cygnetic® mark. The lever should be in the forward position. Take the top section and slide it into the forward guides of the bottom section while at the same time moving the lever back to the vertical and placing gentle downward pressure on the logo. Listen as the 3 parts click into place. Continue to move the lever back towards the handle body to lock the component parts into place. The handle is now ready to use for the next procedure.

Refer to our website at: www.swann-morton.com for cleaning and reprocessing instructions. To view an online video of this procedure, go to www.swann-morton.com



10	5301	Box of 50
11	5303	Box of 50
15	5305	Box of 50
20	5306	Box of 50
53		1

and the 'ring pattern' logo are registered trademarks of Swann-Morton Limited and related companies. The products shown are manufactured for use by trained health care professionals and can cause injury if used or handled incorrectly. The information and illustrations used in connection with the products shown on this leaflet are for general guidance only and users must seek proper training and instruction in their use before using or handling such products. Swann-Morton Limited exclude all liability for injury to the extent permitted by law.